

CORPORATE PRESENTATION

MAY 12, 2026

TSXV:CEI



COELACANTH
ENERGY INC.

CORPORATE SNAPSHOT

A pure play Montney investment opportunity with a proven management team.

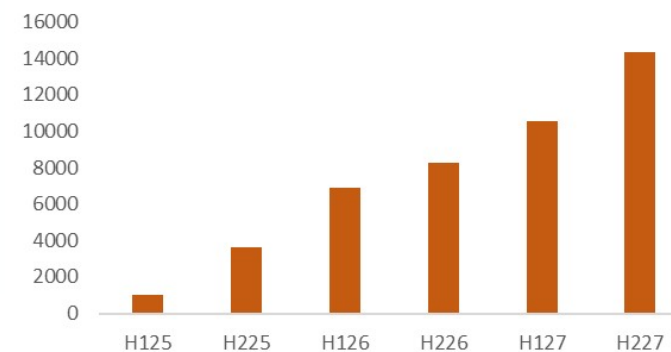
| Corporate Information | |
|--|-----------------|
| TSXV Trading Symbol | CEI |
| Shares Outstanding Basic | 633.7 million |
| Shares Outstanding FD | 702.3 million |
| Market Capitalization | \$519.6 million |
| Price per share (MAY 07, 2026) | \$0.82 |
| Ownership % (FD %): | |
| -Management & Directors | 10 (16 FD) |
| -All Insiders | 41 (44 FD) |
| Bank Debt & Working Capital Deficiency (Q325) | \$76.0 million |
| Capital Leases (Q425) | \$17.9 million |
| Average Production (Q425) | 4,027 boepd |
| Petroleum Initially-in Place Oil (GLJ)* | |
| -Total Montney Discovered Oil PIIP Billion Barrels, plus | 6.9 Bbbl |
| -Total Montney Undiscovered Oil PIIP Billion barrels | 8.3 Bbbl |
| Petroleum Initially-in Place Gas (GLJ)* | |
| -Total Montney Discovered Gas PIIP Trillion cubic feet, plus | 5.9 Tcf |
| -Total Montney Undiscovered Gas PIIP Trillion cubic feet | 7.1 Tcf |

Two Rivers region of NEBC

(over 150 sections of contiguous land in Montney light oil window)



Estimated boepd



Infrastructure roll out leading to scalable production*

* See August 27, 2025, Press Release for information relating to the Company's reserves, and the Advisories section of this Presentation. For production growth estimates, see "Production Growth" in the Advisories section of this presentation.

CEI MONTNEY INVESTMENT THESIS

PREMIUM ASSET BASE

- Over 150 contiguous Montney sections
- Substantial hydrocarbons in place
- Multiple development zones
- Located in light oil window
- Accessible surface lands near Fort St. John
- Egress to major pipelines & LNG

MANAGEMENT

- Six successful prior entities
- Added value through diverse economic conditions over many years
- Continuity and added bench strength to augment execution of business plan



STRATEGIC VALUE CREATION

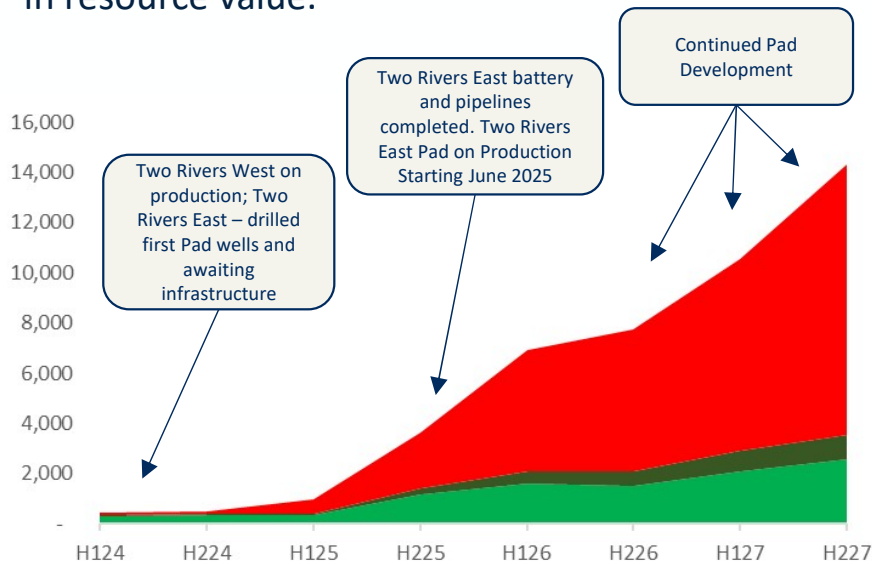
- Growth leveraged from prior knowledge & drilling results to date
- Strategic step-out delineation across acreage
- Multi-year, multizone drilling inventory
- Opportunity to materially increase bookable reserves and corresponding value

ESG & TRANSITION

- Greenfield operations to minimize emissions
- Pad development reduces environmental footprint
- Strong relations with First Nations and communities
- Stable, durable, sustainable supply of light oil and natural gas

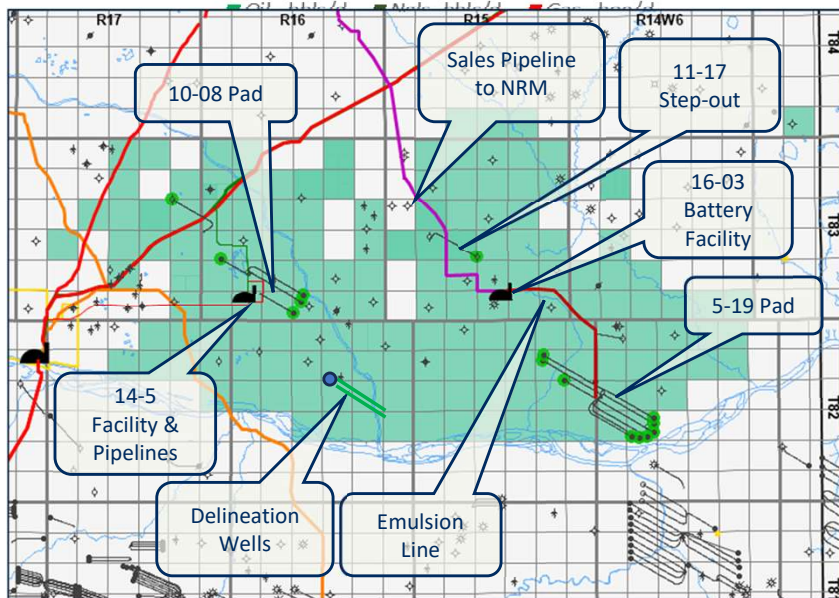
MONTNEY GROWTH & RESOURCE VALUE STRATEGY

Two-fold strategy will allow shareholders to participate in both short-term increase in cash flow and long-term increase in resource value.



Growth Strategy*

- Install Infrastructure
- Rapidly grow production through pad development
- Continue to optimize completions design

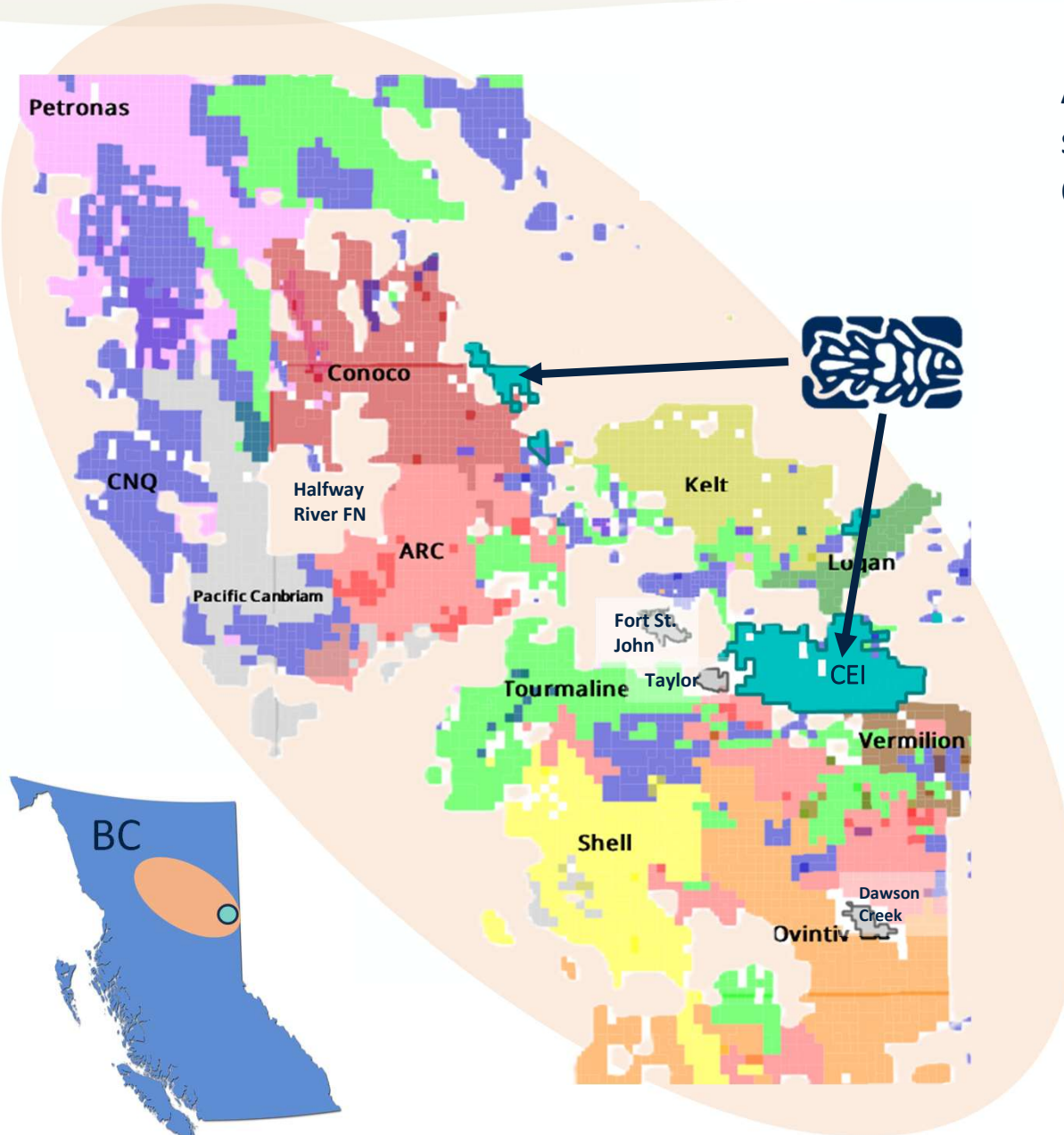


Resource Value Strategy

- Prove productivity vertically and aerially to maximize bookable locations
- Continue to add future resource potential through strategic land purchases

* See "Production Growth" in the Advisories section of this presentation.

COELACANTH - SMALL FISH?

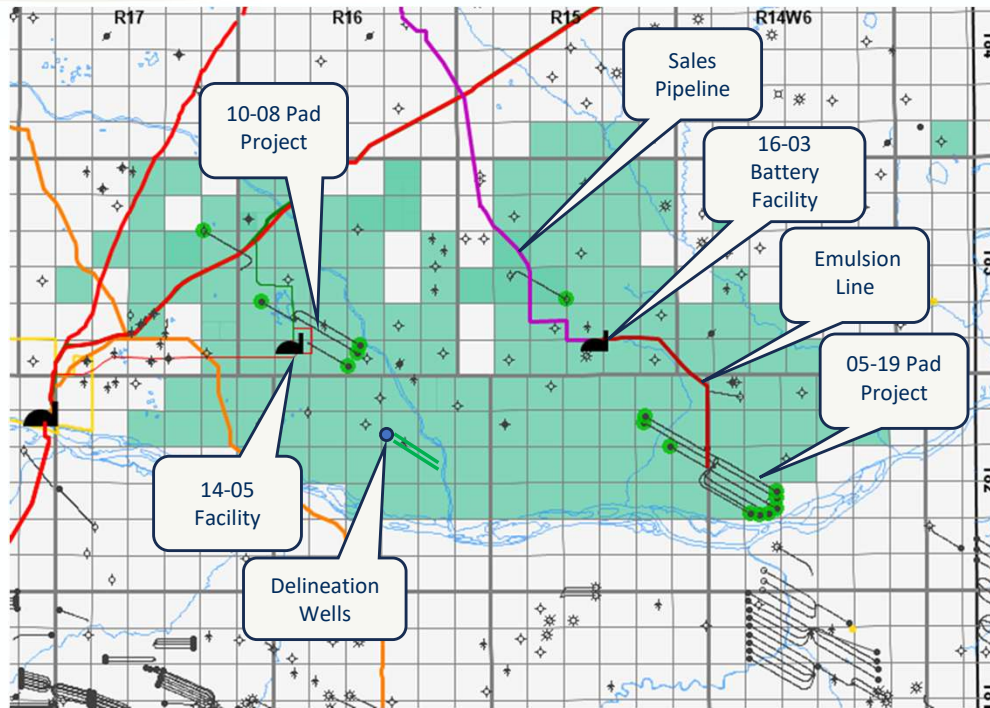


At \$444 million market cap, CEI is one of the smallest Montney players in the British Columbia pond BUT:

- ✓ Top 10 in Montney landholdings
- ✓ #1 landholder in the light oil window
- ✓ Substantial multizonal Montney resource in place:
 - 6.9 Bbbl Discovered Oil PIIP, and 8.3 Bbbl Undiscovered Oil PIIP.*
 - 5.9 Tcf Discovered Gas PIIP, and 7.1 Tcf Undiscovered Gas PIIP.*
- ✓ Building blocks in place to start aggressive growth profile

* See August 27, 2025, Press Release for information relating to the Company's reserves, and the Advisories section of this Presentation.

TWO RIVERS ASSET ADVANTAGE



| | Status | Next Steps |
|----------------|--|---|
| Upper Montney | Productivity & commerciality proven | Further delineation |
| Middle Montney | Future potential, no current wells tested | Obtain cores and assess future drilling |
| Lower Montney | Productivity & commerciality proven | Continue both development & delineation |
| Basal Montney | Initial Productivity & hydrocarbons proven | Place A5-19 on production and assess |

Large contiguous land base for scale

Multiple benches across land base yields vast resource potential

Productivity proven with successful Pads at 5-19 & 10-08

High value commodity mix: 28% oil and liquids, & 72% natural gas

Macro-infrastructure is proximal to lands for multiple egress options, including LNG

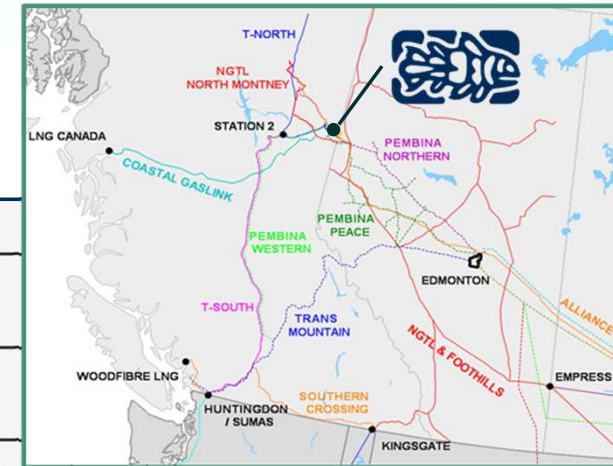
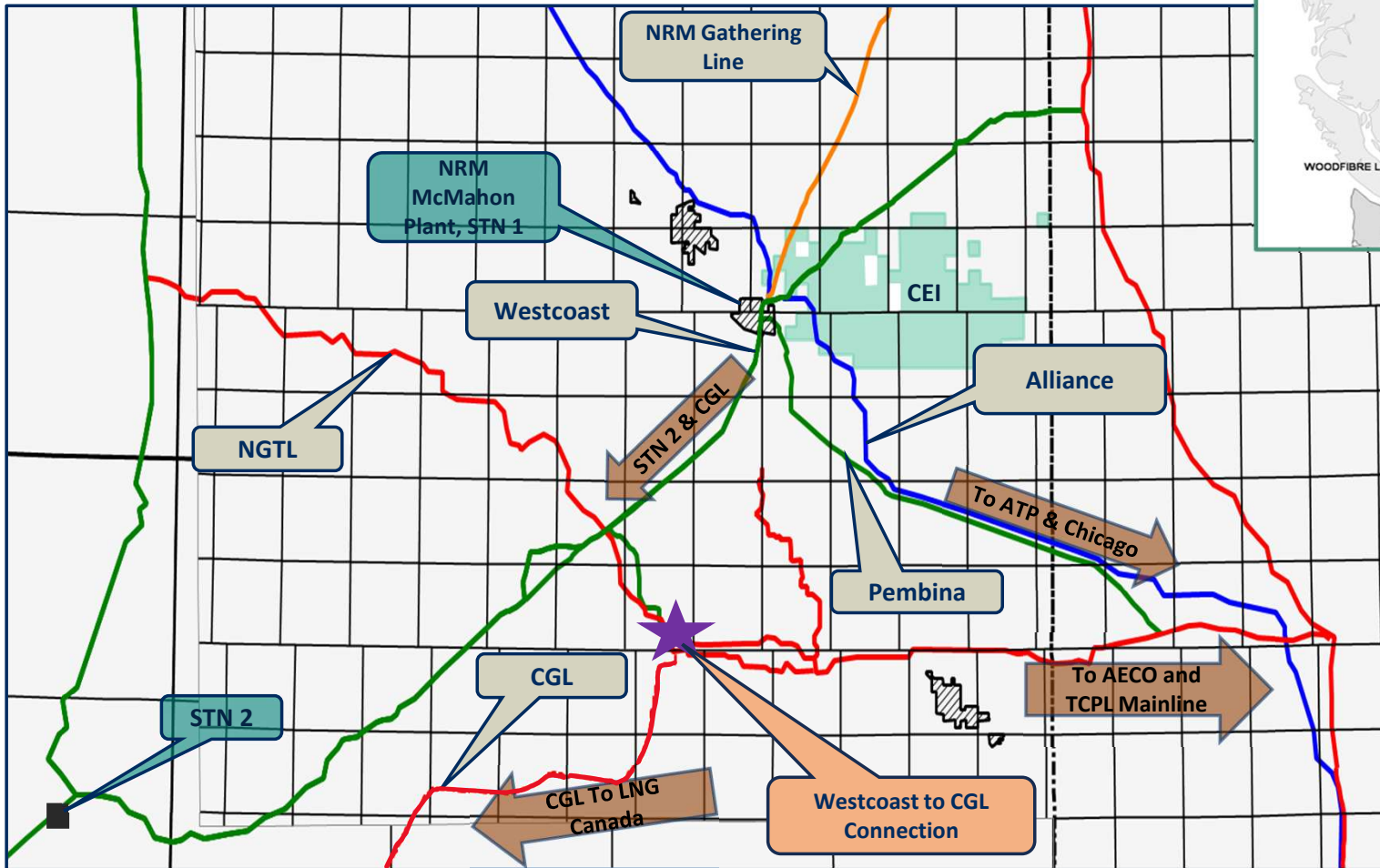
CEI surface access is predominately privately owned, cultivated land

Geological delineation complete

Proximal to Peace River for water

CEI PIPELINES TO MARKETS

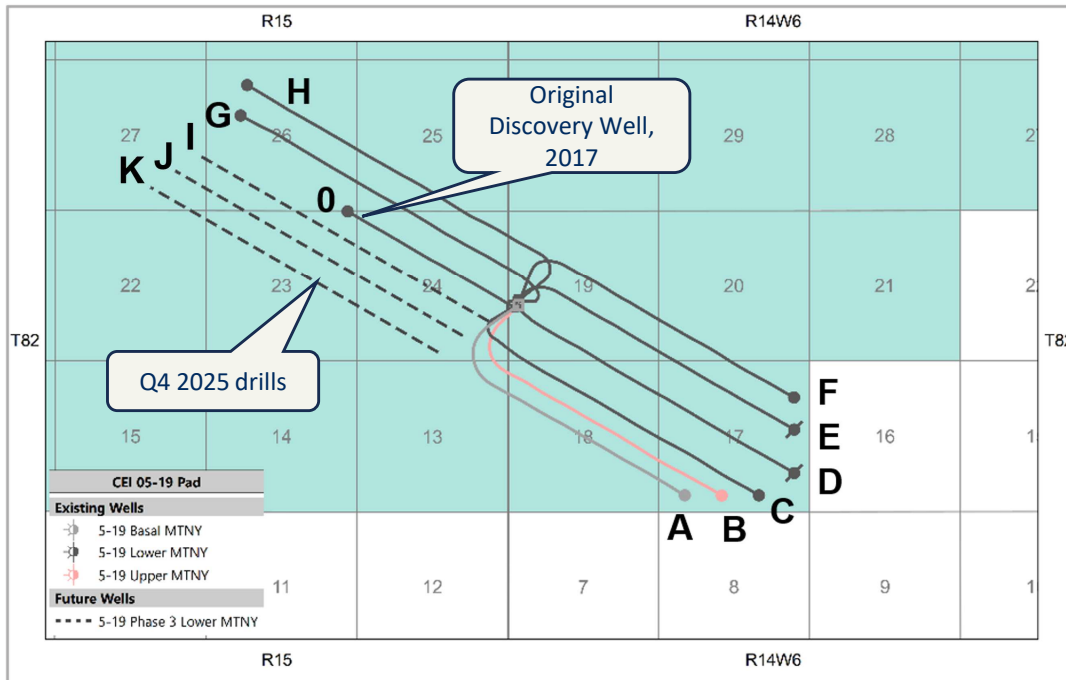
CEI lands are directly connected to LNG Canada via Coastal Gaslink for potential future delivery.



TWO RIVERS MONTNEY PROJECT – STATUS REPORT

| Where are we now? | Completed | In Process |
|--|-----------|------------|
| • Land secured (150 sections acquired) | ✓ | |
| • Geological delineation (initial mapping and coring) | ✓ | |
| • Proof of commerciality <ul style="list-style-type: none">○ Two Rivers East Pad tested○ Two Rivers West Pad tested and on-stream | ✓ ✓ | |
| • Infrastructure financing secured | ✓ | |
| • Egress secured (100 mmcf/d of gas takeaway contracted) | ✓ | |
| • Processing secured (up to 60 mmcf/d contracted) | ✓ | |
| • Facility and pipeline construction | ✓ | |
| • Procurement of major equipment for 2025 startup | ✓ | |
| • Testing & start-up of facility | ✓ | |

TWO RIVERS EAST 5-19 PAD – RESULTS CONFIRM RESOURCE



Initial Rates show productivity in multiple Montney benches.



All 12 Pad wells onstream by April 1, 2026

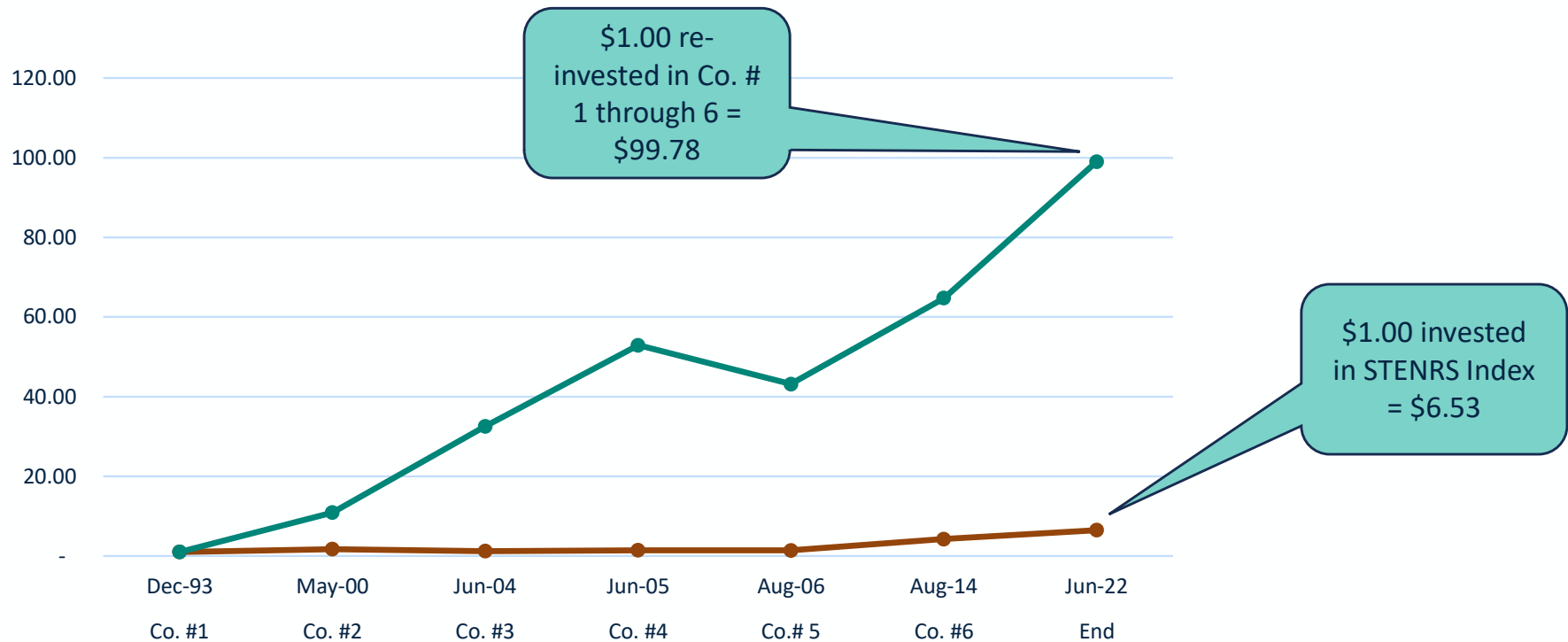


Successful test pad will lead to wider area delineation of large resource in Montney

*For additional information relating to the Company's reserves, see the "Statement of Reserves Data and Other Information" section contained in the Company's annual information form for the year ended December 31, 2024, which is available on the SEDAR+ website at www.sedarplus.com.

MANAGEMENT HISTORICAL RETURNS VERSUS INDEX

Management has built and sold 6 prior entities. Graph below illustrates \$1 dollar invested in Company #1 and the proceeds re-invested sequentially through Company #6*. The STENRS Index that includes Canadian large producers has also been illustrated for comparison.



*For list of companies, see Rob Zakresky's bio, page 13

ACCELERATED GROWTH WITH ESG ADVANTAGE

Environment

- New pad projects and infrastructure are 'greenfield' and built with ESG principles (use of instrument air, no retrofits needed)
- Reduced surface footprint through use of multi-well pads
- Reduced drilling and completions emissions through use of dynamic gas blending
- Routine elimination of fugitive methane emissions
- Water recycling TBD
- ARO annual spending target of \$1.0 million



Social

- Strong safety culture committed to community ("Do it right; do it safe")
- Respectful community and Indigenous consultation and engagement



Governance

- Director independence 67%
- Whistleblower policy in place
- Employee ownership



BOARD OF DIRECTORS

| Board Member | Principal Occupation |
|--|--|
| William Lancaster, P. Geol. Chairperson ^{(4), (5), (6)} | President and a Director of GMT Exploration Company LLC ("GMT Exploration"). Prior thereto, Mr. Lancaster held position of Vice President Exploration and Production at GMT Exploration. Mr. Lancaster is a former president of the Colorado Oil and Gas Association, served on the Board of Directors of Pipestone Energy Corp., and is a member of the Rocky Mountain Association of Geologist, and the American Association of Petroleum Geologist. |
| John A. Brussa, BA, LLB Lead Director ^{(1), (2*), (3*)} | Mr. Brussa is the Chairman of Burnet, Duckworth & Palmer LLP, a Calgary-based energy law firm where he focuses on tax law. He is also a director of a number of energy and energy-related companies. Mr. Brussa is a past governor of the Canadian Tax Foundation and is a past Jarislowsky Fellow at the Haskayne School of Business at the University of Calgary |
| Harvey Doerr, P. Eng. Director ^{(3), (4*), (5*), (6*)} | Former Executive Vice President of Murphy Oil Corporation, responsible for worldwide refining and marketing operations and strategic planning. Prior to that, Mr. Doerr held various positions in the upstream oil and gas industry with Murphy Oil and affiliates, primarily in Canada. Post retirement, Mr. Doerr is now a professional director, serving on the boards of directors of a number of public, private and not-for-profit corporations. |
| Raymond Hyer, CPA Director ^{(1), (3), (6)} | Former President, CEO and Chairman of Gardner-Gibson, Inc. Prior to that he was Sr. Partner of CPA firm, Raymond T. Hyer & Company, and also served as Chairman of the board of directors of Sun Paints & Coatings, Inc. Mr. Hyer currently serves as Chair of the board of directors of Rowell Chemical Corp. operating in the midwest region of the United States. |
| Tom Medvedic, CA Director ^{(1*), (2), (5)} | Mr. Medvedic is currently the Chief Financial Officer of NorthRiver Midstream Inc. Prior thereto, Mr. Medvedic served as the President, Canadian Division of Calfrac Well Services Ltd. ("Calfrac"). Previous to that, Mr. Medvedic served as the Senior Vice President, Corporate Development of Calfrac. Mr. Medvedic also served as Senior Vice President and Chief Financial Officer of Calfrac. |
| Rob Zakresky, CA President & CEO, Director | Former President & CEO of Leucrotta Exploration Inc., Crocotta Energy Inc., Chamaelo Exploration Ltd., Chamaelo Energy Inc., Viracocha Energy Inc., & Bellator Exploration Inc.; all were publicly traded corporations. |
| Director Independence | 67% |

(1) Member of Audit Committee
 (2) Member of Compensation Committee
 (3) Member of Corporate Governance Committee
 *Chair of Committee

(4) Member of ESG Committee
 (5) Member of HSE Committee
 (6) Member of Reserves Committee

MANAGEMENT TEAM

| MANAGEMENT TEAM | EMPLOYMENT HISTORY |
|---|---|
| Robert J. Zakresky, CA, President & CEO | Former President & CEO of Leucrotta Exploration Inc., Crocotta Energy Inc., Chamaelo Exploration Ltd., Chamaelo Energy Inc., Viracocha Energy Inc., & Bellator Exploration Inc. |
| Bret Kimpton, P. Eng., VP Operations & COO | Former Vice President Production of Storm Resources Ltd. and prior to that he was Production Manager at Storm Resources Ltd., & Sr. Operations Engineer at Storm Exploration Inc. |
| Nolan Chicoine, MPAcc, CA, VP Finance & CFO | Former CFO and VP Finance at Leucrotta Exploration Inc. Crocotta Energy Inc., & Chamaelo Exploration Inc. Former Controller for Chamaelo Energy Inc. & Viracocha Energy Inc. |
| Jody Denis, P. Eng., VP Drilling and Completions | Former Drilling, Engineering & Operations Engineer, Leucrotta Exploration Inc. Prior to that he was senior Operations Advisor at Black Swan Energy Ltd., Drilling Manager at ARC Resources Ltd., and Drilling and Completions Manager at Birchcliff Energy Ltd. |
| John Fur, P. Geo., VP Geosciences | Former Manager, Exploration of Leucrotta Exploration Inc. Prior to that he was Sr. Geophysicist, Crocotta Energy Inc., Chamaelo Energy Inc., Chamaelo Exploration Inc., Viracocha Energy Inc., Canadian Natural Resources. Ltd., Post Energy Corp., Amber Energy Inc., and Husky Oil. |
| Dan Rach, P.Eng., VP Production | Former Production Engineer of Canadian Natural Resource Ltd. Prior to that he was Engineering Manager at Bidell Equipment LP, Supplier Quality Engineer at Flextronics Network Services, and Manufacturing Engineer at General Motors. |
| Ray Chong, BKin, Land Manager | Former A&D Contracts Analyst, Canadian Natural Resources Limited. Prior to that he worked in Land Department at Canadian Natural Resources in positions of increasing authority since 1999. |
| Rick Sereda, P.Geol. Sr. Technical Advisor | Former VP Exploration of Leucrotta Exploration Inc., Crocotta Energy Inc., Chamaelo Exploration Ltd., & Chamaelo Energy Inc., and prior Exploration Manager at Anadarko Canada. |
| Caura Wood, MA ESG & Investor Relations Officer | Former Corporate Secretary, Craft Oil, former VP Corporate and Community, Tournament Exploration Inc., Manager Corporate & Community & Corporate Secretary, Tournament Energy Inc., Investor Relations, Velvet Exploration. |

CORPORATE INFORMATION

Contact Info

Address

- 2110, 530-8th Avenue SW
Calgary, AB T2P 3S8
Telephone: (403) 705-4525
Investor@coelacanth.ca
- 24-hour Emergency Line: 1-866-859-5962
- www.coelacanth.ca

Analyst Coverage

Institution: Analyst

- Acumen Capital:
Trevor Reynolds
- ATB Cormark:
Kalvin Baim
- Haywood Capital
Markets: Chris Jones
- Roth Canada:
Christopher True
- Ventum Capital Markets:
Adam Gill

Corporate Service Providers

Auditors

- KPMG LLP

Legal

- Gowling WLG (Canada) LLP

Independent Engineers

- GLJ Ltd.

Bank

- ATB Financial

Transfer Agent

- Computershare

ADVISORIES

Forward Looking Information

This document contains forward-looking statements and forward-looking information within the meaning of applicable securities laws. The use of any of the words “expect”, “anticipate”, “continue”, “estimate”, “may”, “will”, “should”, “believe”, “intends”, “forecast”, “plans”, “guidance” and similar expressions are intended to identify forward-looking statements or information. More particularly and without limitation, this document contains forward looking statements and information relating to the Company’s risk management program, oil, NGLs and natural gas production, capital programs, oil, NGLs, and natural gas commodity prices, and debt levels. The forward-looking statements and information are based on certain key expectations and assumptions made by the Company, including expectations and assumptions relating to prevailing commodity prices and exchange rates, applicable royalty rates and tax laws, future well production rates, the performance of existing wells, the success of drilling new wells, the availability of capital to undertake planned activities and the availability and cost of labour and services.

Although the Company believes that the expectations reflected in such forward-looking statements and information are reasonable, it can give no assurance that such expectations will prove to be correct. Since forward-looking statements and information address future events and conditions, by their very nature they involve inherent risks and uncertainties. Actual results may differ materially from those currently anticipated due to a number of factors and risks. These include, but are not limited to, the risks associated with the oil and gas industry in general such as operational risks in development, exploration and production, delays or changes in plans with respect to exploration or development projects or capital expenditures, the uncertainty of estimates and projections relating to production rates, costs and expenses, commodity price and exchange rate fluctuations, marketing and transportation, environmental risks, competition, the ability to access sufficient capital from internal and external sources and changes in tax, royalty and environmental legislation. The forward-looking statements and information contained in this document are made as of the date hereof for the purpose of providing the readers with the Company’s expectations for the coming year. The forward-looking statements and information may not be appropriate for other purposes. The Company undertakes no obligation to update publicly or revise any forward-looking statements or information, whether as a result of new information, future events or otherwise, unless so required by applicable securities laws.

Oil and Gas Metrics

Boe - Barrel of Oil Equivalent (and Boe/d - Barrel of Oil Equivalent per day). All boe conversions in the report are derived by converting gas to oil at the ratio of six thousand cubic feet of natural gas to one barrel of oil equivalent. Boe may be misleading, particularly if used in isolation. A boe conversion rate of 1 Boe: 6 Mcf is based on an energy equivalency conversion method primarily applicable at the burner tip and does not represent a value equivalency at the wellhead. Readers are cautioned that boe may be misleading, particularly if used in isolation.

Production Growth

This Presentation contains references to production growth. This production growth is an internal estimate based on assumptions outlined in table below and contains forward looking information (see Forward Looking Information above).

| \$ Millions, except where noted | 2026 | 2027 |
|------------------------------------|-------|--------|
| Production (Boe/d) | 7,300 | 11,000 |
| Operating Cash Flow ⁽¹⁾ | 55.1 | 75.2 |
| Capital Expenditures: | | |
| Wells | 80.0 | 80.0 |
| Infrastructure | 5.0 | 25.0 |
| | 85.0 | 105.0 |

(1) Pricing based on flat \$US75.00/bbl WTI; \$US 3.50 Nymex; FX 1.38

Operating Cash Flow Sensitivities

| | | |
|-----------------|-----|-----|
| \$US 10.00 WTI | 6.6 | 9.0 |
| \$US 0.50 Nymex | 5.0 | 6.8 |

ADVISORIES, CONT'D

This production growth profile specifically contains expectations and assumptions relating to prevailing commodity prices and exchange rates, applicable royalty rates and tax laws, future well production rates, the success of drilling new wells, the availability of capital to undertake planned activities and the availability and cost of labour and services. Although the Company believes that the expectations and information is reasonable, it can give no assurance that such expectations will prove to be correct. Since forward-looking statements and information address future events and conditions, by their very nature they involve inherent risks and uncertainties. Actual results may differ materially from those currently anticipated due to a number of factors and risks. These risks include, but are not limited to, the risks associated with the oil and gas industry in general such as operational risks in development, exploration and production, delays or changes in plans with respect to exploration or development projects or capital expenditures, the uncertainty of estimates and projections relating to production rates, costs and expenses, commodity price and exchange rate fluctuations, marketing and transportation, environmental risks, competition, the ability to access sufficient capital from internal and external sources and changes in tax, royalty and environmental legislation. The forward-looking production growth profile is made as of the date hereof for the purpose of providing the readers with the Company's expectations for production growth in the coming years. The information may not be appropriate for other purposes. The Company undertakes no obligation to update publicly or revise any forward-looking statements or information, whether as a result of new information, future events or otherwise, unless so required by applicable securities laws.

"Capital Expenditures" includes capital expenditures on exploration and evaluation assets and property, plant and equipment. The directly comparable GAAP measure to capital expenditures is cash used in investing activities. Capital Expenditures is used by Coelacanth to measure its capital investment level compared to Coelacanth's annual budgeted capital expenditures for its organic drilling program.

RESOURCES DATA

Total Petroleum Initially-In-Place (PIIP) is that quantity of petroleum that is estimated to exist originally in naturally occurring accumulations. It includes that quantity of petroleum that is estimated, as of a given date, to be contained in known accumulations, prior to production, plus those estimated quantities in accumulations yet to be discovered (equivalent to "total resources"). Discovered Petroleum Initially-In-Place (equivalent to discovered resources) is that quantity of petroleum that is estimated, as of a given date, to be contained in known accumulations prior to production. The recoverable portion of discovered petroleum initially in place includes production, reserves, and contingent resources; the remainder is unrecoverable. Reserves are estimated remaining quantities of oil and natural gas and related substances anticipated to be recoverable from known accumulations, as of a given date, based on the analysis of drilling, geological, geophysical, and engineering data; the use of established technology; and specified economic conditions, which are generally accepted as being reasonable. Reserves are further classified according to the level of certainty associated with the estimates and may be subclassified based on development and production status. Reserves are further defined below.

ADVISORIES, CONT'D

RESOURCES DATA, CONT'D

Contingent Resources are those quantities of petroleum estimated, as of a given date, to be potentially recoverable from known accumulations using established technology or technology under development, but which are not currently considered to be commercially recoverable due to one or more contingencies. Contingencies may include factors such as economic, legal, environmental, political, and regulatory matters, or a lack of markets. It is also appropriate to classify as contingent resources the estimated discovered recoverable quantities associated with a project in the early evaluation stage. Contingent Resources are further classified in accordance with the level of certainty associated with the estimates and may be subclassified based on project maturity and/or characterized by their economic status.

Undiscovered Petroleum Initially-In-Place (equivalent to undiscovered resources) is that quantity of petroleum that is estimated, on a given date, to be contained in accumulations yet to be discovered. The recoverable portion of undiscovered petroleum initially in place is referred to as "prospective resources," the remainder as "unrecoverable."

Prospective Resources are those quantities of petroleum estimated, as of a given date, to be potentially recoverable from undiscovered accumulations by application of future development projects. Prospective resources have both an associated chance of discovery and a chance of development. Prospective Resources are further subdivided in accordance with the level of certainty associated with recoverable estimates assuming their discovery and development and may be subclassified based on project maturity.

There is no certainty that any portion of the resources will be discovered. If discovered, there is no certainty that it will be commercially viable to produce any portion of the resources. The key variables relevant to the evaluation are porosity, reservoir thickness, pressure, water saturation and gas composition which have increasing uncertainty, both positive and negative, with distance from existing wells.

RESERVES DATA

There are numerous uncertainties inherent in estimating quantities of tight oil, shale gas, and NGLs reserves, and the future cash flows attributed to such reserves. The reserve and associated cash flow information set forth above are estimates only. In general, estimates of economically recoverable tight oil, shale gas, and NGLs reserves and the future net cash flows therefrom are based upon a number of variable factors and assumptions, such as historical production from the properties, production rates, ultimate reserve recovery, timing and amount of capital expenditures, marketability of oil and natural gas, royalty rates, the assumed effects of regulation by governmental agencies and future operating costs, all of which may vary materially.

Individual properties may not reflect the same confidence level as estimates of reserves for all properties due to the effects of aggregation. This news release contains estimates of the net present value of the Company's future net revenue from its reserves. Such amounts do not represent the fair market value of the Company's reserves.



Thank you